



Project:


Item Number:

Quantity:

Six-Well Modular Hot Drop-ins with Marine Grade Wells

The Vollrath Company, L.L.C.

## SIX-WELL MODULAR HOT DROP-INS WITH MARINE GRADE WELLS



Bottom view

### DESCRIPTION

Vollrath's Six-Well Modular Hot Drop-ins with Marine Grade Wells keeps hot foods at proper serving temperatures. They are designed for top-mount installation and do not require hard-wiring.

### SHORT DESCRIPTION

Six-well hot-drop-in, full-size wells are marine grade stainless steel, removable bottom panel, standard or manifold drains, insulated on all non-exposed sides, cord with plug, stainless steel remote control panel, mounting clips.

**Note:** Orders for drop-ins cannot be canceled or returned.

**Note:** Drop-in meets NSF4 performance standards only when using moist heat. Operation with water is required for even heating of the food product.

### Agency Listings



Due to continued product improvement, please consult [www.vollrath.com](http://www.vollrath.com) for current product specifications.

Item Numbers			Description	
Standard	Manifold	Manifold w/ Auto-Fill	Control	Voltage
1000 Watts Per Well				
3640901HD	3640951HD	3640961HD	Infinite	208-240
3640911HD	3640971HD	3640981HD	Thermostatic	
625 Watts Per Well				
36409HD	3640950HD	3640960HD	Infinite	208
3640910HD	3640970HD	3640980HD	Thermostatic	
36476HD	3647650HD	3647660HD	Infinite	240
3647610HD	3647670HD	3647680HD	Thermostatic	

### FEATURES

- Drawn wells are marine grade stainless steel (SAE Type-316).
- Removable panel at the bottom of each well for service access
- Include gasket for under drip edge
- Standard drain is ½" (1.3 cm) with individual well ball valves
- Manifold drain is 1" (2.5 cm) copper tubing with master manifold shut off
- Insulated on all sides, including between each well
- Includes 6' (1.8 m) cord with plug. Does not require hard-wiring
- Stainless steel control panel with individual controls and power indicator light for each well
- Control panel has 3' (91 cm) tethered connection for flexible mounting locations
- Includes standard mounting clips for use on counters up to 3" (7.6 cm) thick for easy installation
- Accepts full-size and fractional pans up to 6" (15.2 cm) deep
- Adapter bars are recommended when using fractional pans

### WARRANTY

All models shown come with Vollrath's two-year warranty against defects in materials and workmanship. For full warranty details, please refer to [www.Vollrath.com](http://www.Vollrath.com).

### ACCESSORIES

- ☐ Sheet pan adapter available. Item No. 19186.

### CLEARANCE AND ENVIRONMENT REQUIREMENTS

- Zero-clearance installation
- Indoor use only. Room temperature and HVAC can effect performance temperatures

Approvals	Date



[www.vollrath.com](http://www.vollrath.com)

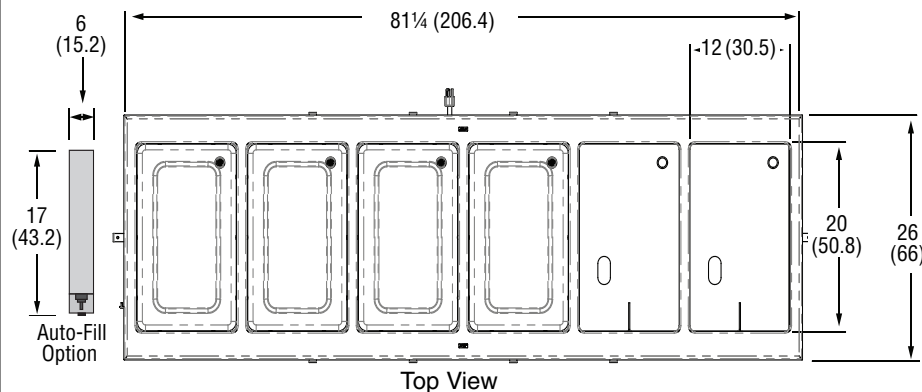
### The Vollrath Company, L.L.C.

1236 North 18th Street  
Sheboygan, WI 53081-3201 U.S.A.  
Main Tel: 800.624.2051 or 920.457.4851  
Main Fax: 800.752.5620 or 920.459.6573  
Customer Service: 800.628.0830  
Canada Customer Service: 800.695.8560

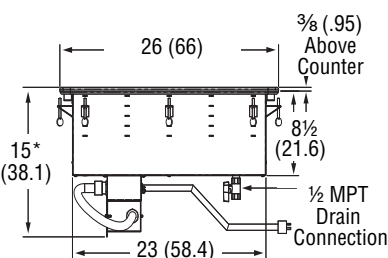
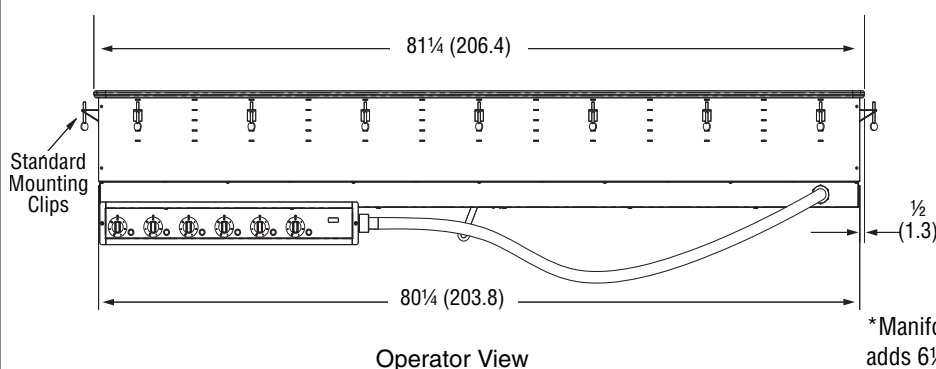
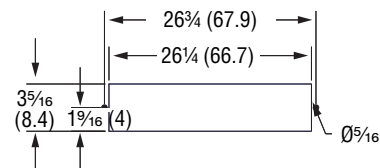
Technical Services  
[techservicereps@vollrathco.com](mailto:techservicereps@vollrathco.com)  
Induction Products: 800.825.6036  
Countertop Warming Products: 800.354.1970  
All Other Products: 800.628.0832

# SIX-WELL MODULAR HOT DROP-INS WITH MARINE GRADE WELLS

## DIMENSIONS (Shown in inches (cm))



### Control Panel Cutout



\*Manifold drain adds 6 1/2 (16.5) to overall height

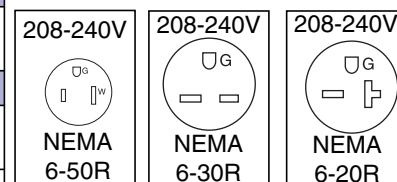
Controls must be mounted on operator (raceway) side for proper orientation with wells.

## ELECTRICAL SPECIFICATIONS

Standard	Manifold	Manifold w/ Auto-Fill	Control	Cutout Dimension IN (CM)	Voltage	Amps	Plug
1000 Watts Per Well							
3640901HD	3640951HD	3640961HD	Infinite	80½ x 25¼ (204.5 x 64.1)	208-240	21.6-25	NEMA 6-50P
3640911HD	3640971HD	3640981HD	Thermostatic				
625 Watts Per Well							
36409HD	3640950HD	3640960HD	Infinite	80½ x 25¼ (204.5 x 64.1)	208	18.0	NEMA 6-30P
3640910HD	3640970HD	3640980HD	Thermostatic				
36476HD	3647650HD	3647660HD	Infinite		240	15.6	NEMA 6-20P
3647610HD	3647670HD	3647680HD	Thermostatic				

**Note:** Cutout must have a 7/8" (2.2 cm) corner radius.

### Straight Blade Receptacles



**NOTICE:** Do NOT modify the cord or plug on the drop-in. Modifying any component may damage the drop-in or cause injury, and will void the warranty.



[www.vollrath.com](http://www.vollrath.com)

### The Vollrath Company, L.L.C.

1236 North 18th Street  
Sheboygan, WI 53081-3201 U.S.A.  
Main Tel: 800.624.2051 or 920.457.4851  
Main Fax: 800.752.5620 or 920.459.6573  
Customer Service: 800.628.0830  
Canada Customer Service: 800.695.8560

Technical Services  
[techservicereps@vollrathco.com](mailto:techservicereps@vollrathco.com)  
Induction Products: 800.825.6036  
Countertop Warming Products: 800.354.1970  
All Other Products: 800.628.0832