



Item # \_\_\_\_\_

We put space to work.

Job \_\_\_\_\_

# Accessories Compatible with Super Erecta Pro™ Shelves

Accessories contained in this catalog sheet are NSF listed.




## 8" (203mm) Universal Shelf Dividers - Light Duty

- Mounting Clips snap onto the top surface of the mat and can be positioned along the shelf.
- Corrosion proof: Polymer (Polypropylene).
- Three-piece design — Ships assembled.

Nominal Length		Compatible with Shelf Depths		Approx. Pkd. Wt.		Model No.
(in.)	(mm)	(in.)	(mm)	(lbs.)	(kg)	
18	457	18, 21	457, 530	2.25	1.0	<b>MUD18-8</b>
24	610	24	610	2.75	1.3	<b>MUD24-8</b>

Replacement clips: DCLIP bag of (2).




**Note:** MUD18-8 can mount to 21" (530mm) deep shelves.

## 8" (203mm) Shelf Dividers - Standard Duty

- Mounting Clips snap over the edges of the mat for more rugged applications.
- Easily repositioned on the polymer shelf mats.
- Corrosion proof: Polymer (Polypropylene).
- Three-piece design — Ships assembled.

Nominal Length		Compatible with Shelf Depths		Approx. Pkd. Wt.		Model No.
(in.)	(mm)	(in.)	(mm)	(lbs.)	(kg)	
18	457	18	457	1.3	0.6	<b>MQD18-8</b>
24	610	24	610	1.6	0.7	<b>MQD24-8</b>



All Metro Catalog Sheets are available on our website: [www.metro.com](http://www.metro.com)



**InterMetro Industries Corporation**  
 North Washington Street, Wilkes-Barre, PA 18705  
 Product Information. U.S. and Canada: 1.800.992.1776  
 Outside U.S. and Canada: [www.metro.com/contactus](http://www.metro.com/contactus)

L02-185  
Printed in U.S.A. Rev. 8/21

Information and specifications are subject to change without notice. Please confirm at time of order.

Copyright © 2021 InterMetro Industries Corp.



Accessories — **Super Erecta Pro™**

**10-81**



# Accessories — Super Erecta Pro™

## 2" (51mm) Stackable Shelf Ledges

- Prevent items from falling off shelves.
- Snap on and off quickly. Easily stacked to contain larger items
- Mounts to shelving units configured with four posts.
- Corrosion proof: Polymer (Polypropylene) and Type 304 stainless steel.
- Ships assembled.
- NOTE: 24" model (PRL24-2S) adjusts to fit shelf depth or length. End clips can be adjusted.


Model No.	Nominal Length		Approx. Pkd. Wt.	
	(in)	(mm)	(lbs.)	(kg)
PRL18-2S	18	457	0.56	0.25
PRL21-2S	21	530	0.63	0.29
PRL24-2S	24	610	0.69	0.31
PRL36-2S	36	914	1.00	0.45
PRL42-2S	42	1066	1.10	0.50
PRL48-2S	48	1219	1.31	0.59
PRL60-2S	60	1524	1.63	0.74
PRL72-2S	72	1829	2.00	0.91



## Label Holder

- Designed to accept label cards or adhesive labels. Slot measures approximately 1 1/4" (32mm).

Label Holder Model No.	Actual Length		Fits Shelf		Approx. Pkd. Wt.	
	(in.)	(mm)	(in.)	(mm)	(lbs.)	(kg)
MQ04LH	4	102	All		.03	.01
MQ24LH	15 7/16	392	24	610	.14	.06
MQ36LH	27 7/16	697	36	914	.30	.13
MQ48LH	39 7/16	1002	48	1219	.40	.18
MQ60LH	51 7/16	1307	60	1524	.50	.22
MQ72LH	63 7/16	1611	72	1825	.60	.27



MQ04LH

## Color Shelf Markers

- Attach easily to shelf for content identification.
- Available in seven standard colors.

Model No.	Length		Approx. Pkd. Wt.		Color
	(in.)	(mm)	(lbs.)	(kg)	
CSM6-BQ	6	152	0.05	0.02	Blue
CSM6-GQ	6	152	0.05	0.02	Green
CSM6-RQ	6	152	0.05	0.02	Red
CSM6-TQ	6	152	0.05	0.02	Tan
CSM6-WQ	6	152	0.05	0.02	White
CSM6-YQ	6	152	0.05	0.02	Yellow
CSM6-GRQ	6	152	0.05	0.02	Gray



CSM6-RQ

# Accessories — Super Erecta Pro™

## Shelf-to-Shelf Dividers

- Create full height compartments to fully organize the storage cube between two shelves.
- Can be used as a side ledge or interior divider.
- Consists of a divider assembly and (4) mounting clips

Divider assembly: Polypropylene 4" (102mm) panels and stainless steel rods.

Mounting clips: High-density polyethylene (HDPE)

Fits Shelf Depth (in.)	Fits Shelf Depth (mm)	Nominal Height (in.)	Nominal Height (mm)	Approx. Pkd. Wt. (lbs.)	Approx. Pkd. Wt. (kg)	Model No.
18, 21	457, 530	16	406	2.3	1.0	MD18-16
18, 21	457, 530	20	508	2.5	1.1	MD18-20
18, 21	457, 530	24	610	3.8	1.7	MD18-24
24	610	16	406	2.8	1.2	MD24-16
24	610	20	508	3.0	1.3	MD24-20
24	610	24	610	4.4	2.0	MD24-24




Replacement mounting clips may be ordered.

**RPM3-S2SBAG** bag of (4) clips

## Enclosure Panels

- Corrosion resistant epoxy finish is suitable for wet environments
- Mounting hardware is included

Model No.	Width/Height (in.)		Width/Height (mm)		For Use With Post Height (in.)	For Use With Post Height (mm)	For Use With Shelf Width (in.)	For Use With Shelf Width (mm)	Approx. Pkd. Wt. (lbs.)	Approx. Pkd. Wt. (kg)
<b>MEP35E</b>	12 <sup>3</sup> / <sub>8</sub>	51 <sup>1</sup> / <sub>4</sub>	315	1300	54	1370	18	457	6 <sup>1</sup> / <sub>4</sub>	2.8
<b>MEP36E</b>	12 <sup>3</sup> / <sub>8</sub>	59 <sup>1</sup> / <sub>4</sub>	315	1505	63	1600	18	457	7	3.2
<b>MEP37E</b>	12 <sup>3</sup> / <sub>8</sub>	71 <sup>1</sup> / <sub>4</sub>	315	1810	74	1880	18	457	8 <sup>3</sup> / <sub>4</sub>	4.0
<b>MEP55E</b>	18 <sup>3</sup> / <sub>8</sub>	51 <sup>1</sup> / <sub>4</sub>	467	1300	54	1370	24	610	9	4.1
<b>MEP56E</b>	18 <sup>3</sup> / <sub>8</sub>	59 <sup>1</sup> / <sub>4</sub>	467	1505	63	1600	24	610	10 <sup>1</sup> / <sub>4</sub>	4.7
<b>MEP57E</b>	18 <sup>3</sup> / <sub>8</sub>	71 <sup>1</sup> / <sub>4</sub>	467	1810	74	1880	24	610	11 <sup>3</sup> / <sub>4</sub>	5.3



Panels Required to Enclose Both Ends of Shelving Unit or Cart

Post Height	Shelf Width		
	14" & 18" (355 & 457mm)	21" (530mm)	24" (610mm)
54" (1370mm)	(2) <b>MEP35E</b>	(2) <b>MEP55E</b>	(2) <b>MEP55E</b>
63" (1600mm)	(2) <b>MEP36E</b>	(2) <b>MEP56E</b>	(2) <b>MEP56E</b>
74" (1880mm)	(2) <b>MEP37E</b>	(2) <b>MEP57E</b>	(2) <b>MEP57E</b>

**NOTE:** End enclosures may be used with the extended handles on 18", 21", and 24" wide Super Erecta Pro carts. The end enclosure cannot be used with a 14" wide extended handle.

**NOTE:** On 14" wide shelving, the end enclosure mounts slightly offset to one side. On all other shelf widths, the end enclosures mount between the posts.

Post Height	Shelf Length							
	24" (610mm)	30" (760mm)	36" (914mm)	42" (1066mm)	48" (1219mm)	54" (1370mm)	60" (1524mm)	72" (1825mm)
54" (1370mm)	(2) <b>MEP35E</b>	(2) <b>MEP35E</b>	(1) <b>MEP35E</b>	(1) <b>MEP55E</b>	(2) <b>MEP55E</b>	(1) <b>MEP35E</b>	(1) <b>MEP35E</b>	(1) <b>MEP35E</b>
63" (1600mm)	(2) <b>MEP36E</b>	(2) <b>MEP36E</b>	(1) <b>MEP36E</b>	(1) <b>MEP56E</b>	(2) <b>MEP56E</b>	(1) <b>MEP36E</b>	(1) <b>MEP36E</b>	(1) <b>MEP36E</b>
74" (1880mm)	(2) <b>MEP37E</b>	(2) <b>MEP37E</b>	(1) <b>MEP37E</b>	(1) <b>MEP57E</b>	(2) <b>MEP57E</b>	(1) <b>MEP37E</b>	(1) <b>MEP37E</b>	(1) <b>MEP37E</b>
						(2) <b>MEP55E</b>	(3) <b>MEP55E</b>	(3) <b>MEP55E</b>
						(2) <b>MEP36E</b>	(1) <b>MEP36E</b>	(1) <b>MEP36E</b>
						(1) <b>MEP56E</b>	(2) <b>MEP56E</b>	(3) <b>MEP56E</b>
						(2) <b>MEP37E</b>	(1) <b>MEP37E</b>	(1) <b>MEP37E</b>
						(1) <b>MEP57E</b>	(2) <b>MEP57E</b>	(3) <b>MEP57E</b>

**NOTE:** When using enclosures on Top-Track mobile units with 74" (1880mm) tall posts, use the enclosure panel for the 63" post (MEP36E, MEP56E) to assure the enclosure fits below the guide rail.



We put space to work.®

## Accessories — Super Erecta Pro™

### Cutting Board and Tray Drying Rack System

- Rack is mounted on top of the Super Erecta Pro shelf.
- Promotes safe air drying of cutting boards and trays.
- 1<sup>1</sup>/<sub>8</sub>" (28mm) and 3" (76mm) slide spacing available.
- Tough, corrosion-resistant taupe epoxy finish.

Model No.	Fits Shelf or Frame (in.) (mm)		Upright Spacing (in.) (mm)		Upright Height (in.) (mm)		Tray Capacity	Approx. Pkd. Wt. (lbs.) (kg)	
XTR2436XE	24x36	610x914	1 <sup>1</sup> / <sub>8</sub>	28	6	150	24	14.7	6.7
XTR2448XE	24x48	610x1219	1 <sup>1</sup> / <sub>8</sub>	28	6	150	34	19.8	9.0
XTR2460XE	24x60	610x1524	1 <sup>1</sup> / <sub>8</sub>	28	6	150	43	25.4	11.5
XTR2436XEA	24x36	610x914	3	76	6	150	10	9.9	4.5
XTR2448XEA	24x48	610x1219	3	76	6	150	14	12.9	5.8
XTR2460XEA	24x60	610x1524	3	76	6	150	17	16.4	7.4



### Can Rack System

- Front loading, front dispensing can rack holds eight #10 cans or twelve #5 cans.
- Tough, corrosion-resistant taupe epoxy finish.

Model No.	Overall Width/Length/Height (in.) (mm)	Approx. Pkd. Wt. (lbs.) (kg)
CR24E	7 <sup>7</sup> / <sub>8</sub> x 25 <sup>5</sup> / <sub>16</sub> x 15 200 x 643 x 381	10 4.5



### Adjustable Slides

- Slides can be adjusted left to right to accommodate a variety of pan, tray, and container sizes.
- Corrosion-resistant taupe epoxy finish.
- Shelves must be spaced 20" (508mm) apart.
- Can be used in conjunction with 20" (508mm) tall shelf to shelf dividers.

Model No.	Fits Shelf Width (in.) (mm)		Length	Approx. Pkd. Wt. (lbs.) (kg)
MQ24SE	24	610	Adjustable	12 <sup>3</sup> / <sub>4</sub> 6

