



IM-50BAA-Q

**SPHERE ICE MACHINE
BUILT-IN STORAGE BIN**



IM-50BAA-Q
11/17/20
Item # 13542

W x D x H
24³/₄" x 20³/₄" x 39¹/₂"*
*with legs



Diameter 1.8"
Weight 1.6 oz.



Item #: _____
Project: _____
Qty: _____
AIA#: _____

Features

- ▶ The only machine on the market to make sphere ice. Spheres are 1.8" in diameter, clear and solid.
- ▶ Cubes have superior chilling ability and beautiful appearance
- ▶ Small footprint can easily fit under bar counter

- Up to 50 lbs. (500 spheres) of ice production per 24 hours
- Built-in storage bin with 36 lb. capacity
- Durable stainless steel exterior
- Easy to clean air filter
- Foam injected polyurethane for insulation (HFC free)
- Closed water circuit offers the ultimate contamination protection
- Ice scoop included
- 6.5' power cord with NEMA 5-15P plug

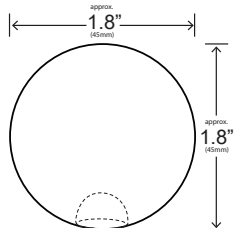
Warranty

- 3 year Parts & Labor on entire machine.
 - 5 year Parts on Compressor; air-cooled condenser coil.
- Valid in United States, Canada, Puerto Rico & U.S. Territories. Contact factory for warranty in other countries.

Shipping: (LxWxH) 30" x 24.6" X 38.4" Volume: 16.4ft³

Condenser	Model	ICE PRODUCTION		WATER USAGE		kWh Used per 100 lbs. 90°/70°F	Max. Fuse Sz or HACR Circuit Bkr	Amperage	Voltage	Heat Rejection BTU/hr.	Refrigerant Charge Amount	Net / Ship Weight (lbs.)
		Air / Water Temp Lbs. per 24 hours 70°/50°F 90°/70°F	Potable Gal. per 24 hrs. 90°/70°F	Condenser Gal. per 100 lbs. 90°/70°F								
Air	IM-50BAA-Q	50	45	69	N/A	15.7	15A	5.0A	115V/60/1	1500	R134a / 7.1oz	139 / 168

Sphere Ice Dimensions*



* approximate size; image not to scale

Operating Limits

- Ambient Temp Range 45 - 100°F
- Water Temp Range 45 - 90°F
- Water Pressure 7 - 113 PSIG
- Voltage Range 104 - 127V

Service

- Removable/cleanable air filter
- Panels easily removed and all components accessible for service.

Plumbing

- Icemaker Water Supply Line: Minimum 1/2" Nominal ID Copper Water Tubing or Equivalent
- Icemaker Drain Line: Minimum 3/4" Nominal ID Hard Pipe or Equivalent

Clearance

- Minimum clearance: Allow 6" (15 cm) from Top and Rear. Allow 6" (15 cm) on left side and 0" on right side or 0" on left side and 6" (15 cm) on right side.

Water Filter

Please refer to water filter specification sheet for recommendations.



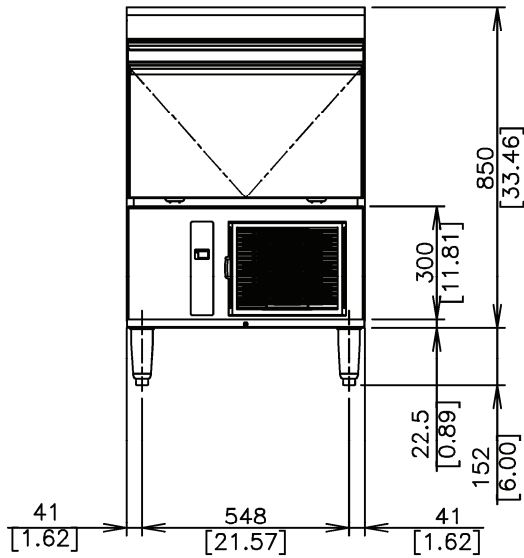
IM-50BAA-Q

**SPHERE ICE MACHINE
BUILT-IN STORAGE BIN**

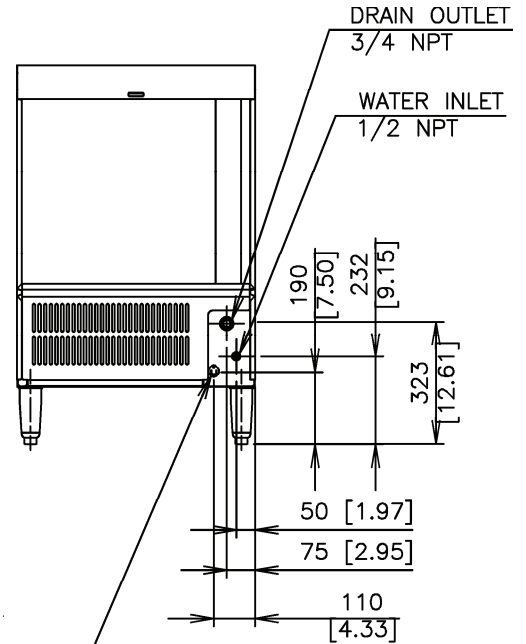


IM-50BAA-Q
11/17/20
Item # 13542

FRONT VIEW

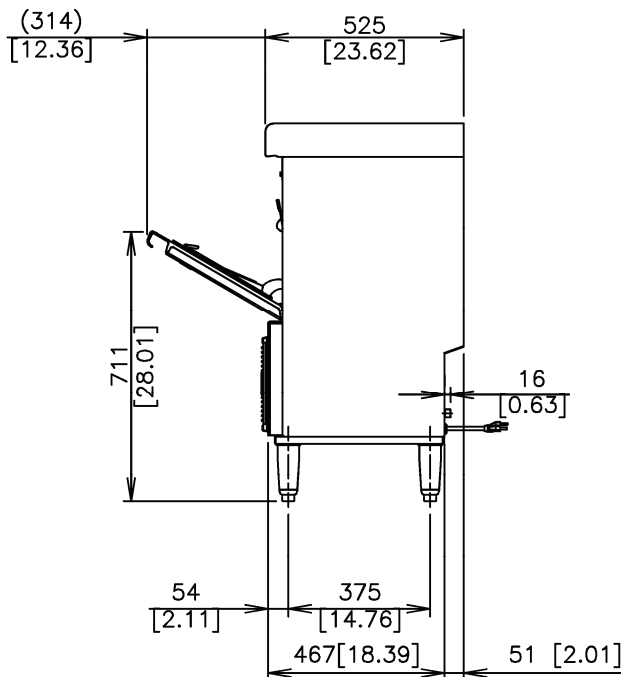


REAR VIEW



POWER SUPPLY CORD 2.0m [6.56 ft] LONG

SIDE VIEW



TOP VIEW

