



**BEVERAGE-AIR®**

PROJECT: \_\_\_\_\_  
 ITEM # \_\_\_\_\_ QTY: \_\_\_\_\_  
 MODEL # \_\_\_\_\_  
 AIA # \_\_\_\_\_ SIS # \_\_\_\_\_  
 APPROVED: \_\_\_\_\_

**HORIZON TOP MOUNT WARMING CABINETS**

**Model: HH1-1S-PT**

**SOLID DOOR / PASS-THRU**



**7 YEAR WARRANTY  
Parts and Labor**

**CABINET CONSTRUCTION**

- Exterior is stainless steel front and continuous coil coated sides
- Interior liner is made of corrosion resistant aluminum
- Full electronic control
- One piece grille
- LED interior light
- Stainless steel breaker caps
- Self-closing door with 120° stay-open feature, on cam-lift hinges
- Field-reversible door
- Operational indicator panel contains thermometer and adjustable thermostat control which is accurately calibrated from 80°F to 180°F
- Externally mounted blower maintains even temperatures
- Built-in, adjustable humidity control vent
- Door locks
- Snap-in magnetic gaskets for positive door seal
- Three (3) heavy-duty epoxy coated shelves
- 6" Heavy-duty casters, two (2) with brakes
- 8' Cord and plug (see electrical data for details)



**OPTIONS & ACCESSORIES**

- Stainless steel interior
- Tray slide pair, 1 tray slide set for (1) 18" x 26" or (2) 14" x 18" pans (A)
- Stainless steel universal tray slide pair, 1 tray slide set for (1) 18" x 26" or (2) 14" x 18" pans (AC)
- Tray slide kit #4 (19 sets per half section)
- Additional shelves
- Shelf clips
- 6" Legs seismic/flanged
- 3" Casters
- Remote option\* (see note on back page)

**REFRIGERATION SYSTEM**

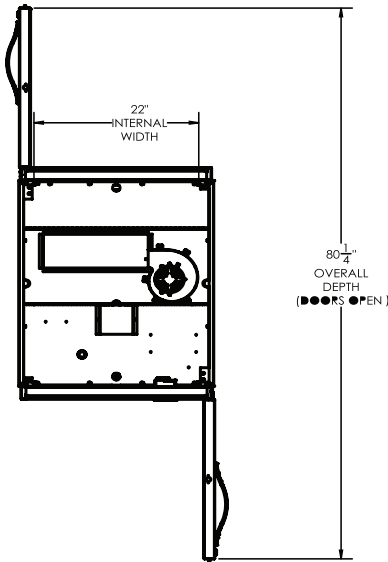
- 15 AMP breaker required for single door units
- Strip type 750-watt heating elements, operating on 208-240/60/1, having a total of 1500 watts per compartment



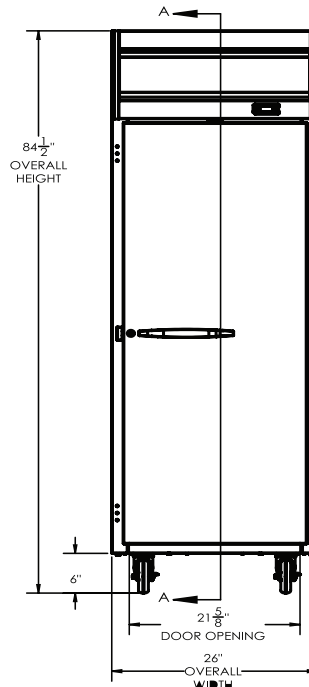
# BEVERAGE-AIR®

## Horizon Top Mount Model: HH1-1S-PT

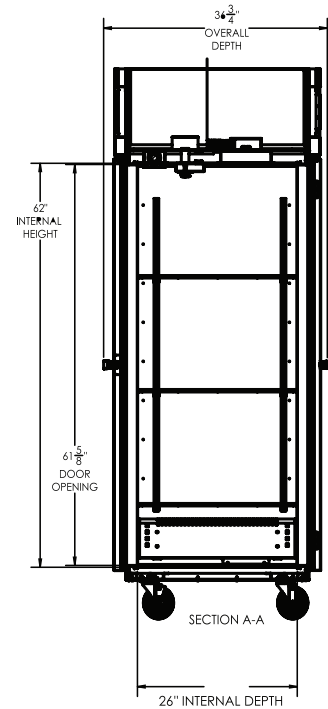
PLAN VIEW



ELEVATION VIEW



SIDE VIEW



### EXTERNAL DIMENSIONAL DATA

Width Overall (in)	26"
Depth Overall (in)	33 3/4"
Height Overall (in)	84 1/2"
Number of Doors	2
Depth with Door Open 90° (in)	80 1/4"
Door Openings (in)	21 5/8" x 61 5/8"

### INTERNAL DIMENSIONAL DATA

NET Capacity (cubic ft.)	21.17
Internal Width Overall (in)	22"
Internal Depth Overall (in)	26"
Internal Height Overall (in)	62"
Number of Shelves	3

\*NOTE: Remote units are field wired and come with 6" legs.  
Refrigerant must be specified at time of order.

We reserve the right to change specifications and product design without notice. Such revisions do not entitle the buyer to corresponding changes, improvements, additions or replacements for previously purchased equipment. Dimensional tolerances +/- 1/4". Metric dimensions (MM).

Required Clearance: Top 12"

### ELECTRICAL DATA

Full Load Amps	5.9 / 6.8
Voltage	208-240/60/1
Nema Plug (8' cord)	6-20P
Total Wattage (Heater & Fan @240V)	1500

### SHIPPING DATA

Gross Weight - Crated	296 lbs.
Height - Crated (in)	87"
Width - Crated (in)	33"
Depth - Crated (in)	41"

### ELECTRICAL CONNECTION



208-240/60/1  
NEMA 6-20P

Unit pre-wired at factory  
and include 8' long cord  
and plug set.

3779 Champion Blvd., Winston-Salem, NC 27105 | 888-845-9800 | Fax: 336-245-6453 | Beverage-Air.com | Sales@bevair.com

Date Issued 2/26 | Printed in U.S.A.