



**BEVERAGE-AIR®**

PROJECT: \_\_\_\_\_  
 ITEM # \_\_\_\_\_ QTY: \_\_\_\_\_  
 MODEL # \_\_\_\_\_  
 AIA # \_\_\_\_\_ SIS # \_\_\_\_\_  
 APPROVED: \_\_\_\_\_

## BAR EQUIPMENT - BACK BAR REFRIGERATOR

**Model: BB68HC-FG-S**

**FOOD-RATED / GLASS DOORS**

**7 YEAR WARRANTY**  
**Parts, Labor, and Compressor**

### CABINET CONSTRUCTION



- Stainless steel exterior
- Stainless steel interior
- Full electronic control
- 1" Stainless steel top standard
- ADA compliance (standard height)
- Self-closing doors with 120° stay-open feature
- Door locks
- Magnetic door gaskets provide positive door sealing
- LED lighting
- Certified for open food product
- Four (4) epoxy coated wire shelves
- Compressor standard on left side
- Balanced, forced air refrigeration system provides rapid chilling of product



### OPTIONS & ACCESSORIES

- Right side compressor location (-ALT) (specify at time of unit order)
- Stainless steel back
- Wine model (40°-60° models)
- Wire shelf divider
- Additional shelves
- Additional shelf clips
- 3" or 6" Casters
- 6" Black legs
- Remote option\* ( see note on back on page)

### REFRIGERATION SYSTEM

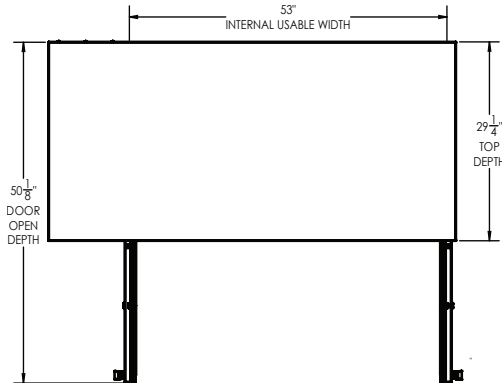
- Uses environmentally friendly, energy efficient R290 refrigerant, and meets all regulatory requirements for CARB, SNAP, DOE & more
- Adaptive defrost
- Epoxy coated evaporator coil
- Maintains product temperature between 36°F and 38°F



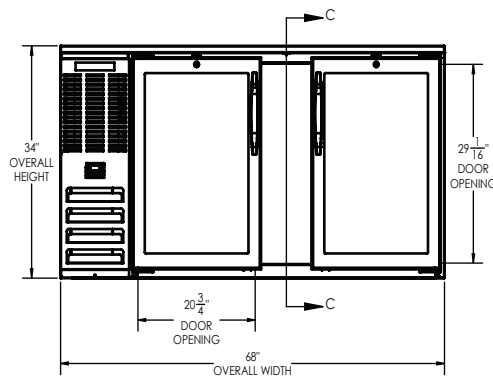
# BEVERAGE-AIR®

## Back Bar Refrigerator Model: BB68HC-FG-S

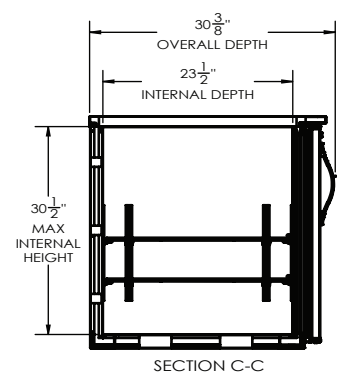
PLAN VIEW



ELEVATION VIEW



SIDE VIEW



### HEIGHT OPTIONS

OPTIONS	HEIGHT
Standard Floor Mount	34"
3" Casters	37"
6" Casters	40"

### EXTERNAL DIMENSIONAL DATA

Width Overall (in)	68"
Depth Overall (in)	30 3/8"
Height Overall (in)	34"
Number of Doors	2
Depth with Door open 90° (in)	50 1/8"
Door Openings (in)	20 3/4" x 29 1/16"

### INTERNAL DIMENSIONAL DATA

NET Capacity (cubic ft.)	21.984
Internal Width Useable (in)	53"
Internal Depth Overall (in)	23 1/2"
Internal Height Overall (in)	30 1/2"
Number of Shelves	4
Number of 1/2 Kegs	3

\*NOTE: Remote units are field wired and come with 6" legs.  
Refrigerant must be specified at time of order.

We reserve the right to change specifications and product design without notice. Such revisions do not entitle the buyer to corresponding changes, improvements, additions or replacements for previously purchased equipment. Dimensional tolerances +/- 1/4". Metric dimensions (MM).

### ELECTRICAL DATA

Full Load Amps	3.3
Voltage	115/60/1
Nema Plug (8' cord)	5-15P

### REFRIGERATION DATA

Horsepower	1/3
Capacity (BTU/Hr)	1942
Heat Rejection (BTU/Hr)	2913
Charge (lbs/grams/ounces)	0.2535 / 115 / 4.05

### SHIPPING DATA

Gross Weight - Crated	421 lbs.
Height - Crated (in)	42 3/16"
Width - Crated (in)	74 3/4"
Depth - Crated (in)	36 1/2"



### ELECTRICAL CONNECTION

115/60/1  
NEMA 5-15P

Unit pre-wired at factory  
and include 8' long cord  
and plug set.

3779 Champion Blvd., Winston-Salem, NC 27105 | 888-845-9800 | Fax: 336-245-6453 | Beverage-Air.com | Sales@bevair.com

Date Issued 1/26 | Printed in U.S.A.